













Fixture	Example Image	How to Draw On Map
<p>2- Ways / T-Stand</p>		
<p>4-Way (Chrome, Short Table Top and Tall Table Top)</p>		
<p>4-Way (Accessory Top)</p>		
<p>Accessory Baker's Rack</p>		
<p>Ball Bin (Line Que, New and Old)</p>		
<p>Ballet Bar</p>		

Blakeway




Blakeway

Card Fixture



C

Cashwrap



Cash

**Footlocker
H-Unit
H-Unit Large**



H

Grid Fixture



G

I-Tower




I

**I-
Frame/Monster
Unit**




H

Jewelry Cabinet



**M1
M2**



OCHO




OPTO




Pint Glass



**Pinwheel
Pinwheel
(Large)**




Rollercoaster




Notate on the side of the map, do not need to draw.

Rounder




**Table (3-Tier,
'47 and
Various)**



T-Shirt Tower



**Vendor
Display/Fixture**



World Market

